

OAKLAND CUSD #5

**SPANISH I & II**  
**APRIL 27-MAY 1, 2020**

ELVI STARK

Week of April 27-May 1st, 2020  
 Spanish  
 Elvira Stark

Dear students,

I hope all of you are staying healthy! Each week you will have engaging learning activities to practice Spanish. Please follow the instructions below to complete each activity. During my office hours I will be available to answer any questions about your assignments quickly. You can also contact me via email at [elvi.stark@oakland5.org](mailto:elvi.stark@oakland5.org) any time and I will respond as soon as possible.

**Office hours**

**Mondays : 10:00 AM - Noon**

**Wednesdays: 5:00 -7:00 PM**

**Thursdays: 1:00- 3:00 PM**

Class	Choice 1	Choice 2	Choice 3 (Enrichment)
<b>Spanish I &amp; II</b>  <b>9 students</b>	<b>Read the “Extraña como Yo “</b> Frida Kahlo comic strip. Write a short paragraph in Spanish explaining what you think about Frida Kahlo’s art and which is your favorite kind of art. Also think about what is the teaching behind the comic.	<b>Listening</b> Listen to the song “Vivir mi vida” by Marc Anthony on itunes or youtube. Complete the worksheet filling in the missing information.	<b>Cooking</b> From your feedback on our video conference. <b>Cook a dish from another country .</b> Look up the recipe online for an interesting dish from another country and make it at home. You can usually find the ingredients you need at home. Make the recipe, take some pictures and send them to me.

Spanish I & II



week 4 April 27th - May 1st/2020

Choice 1

STARK

# EXTRAÑA COMO YO





*Frida Kahlo*




*Adapted to Frida Kahlo's original Spanish quote and shared with permission from the artist Gavin Kung Than. Please visit his website at [www.zenpencils.com](http://www.zenpencils.com) for more amazing art!*

*For classroom use only!*


*Adapted by Kristy Placido*




«Yo solía pensar que  
era la persona más  
extraña en el mundo...




pero luego pensé, hay mucha gente así en el mundo ...





Tiene que haber alguien como  
yo, que se sienta bizarra y  
dañada de la misma forma en  
que yo me siento.



Me la imagino, e imagino  
que ella también debe  
estar por ahí pensando en  
mí.












VISITING  
EXHIBITS





Bueno, yo espero  
que si tú estás  
por ahí




y lees esto  
sepas que, sí,  
es verdad.




Yo estoy aquí





*Frida*  
Her life & work



soy tan extraña como tú.»

— Frida Kahlo



# Vivir mi vida (Marc Antony)

Spanish I & II

Choice 2

Week 4 March 27th - May 1st /2020



## Frases importantes

Define, then listen to the song and fill in the blanks:

vivir \_\_\_\_\_

reír \_\_\_\_\_

escuchar \_\_\_\_\_

bailar \_\_\_\_\_

llorar \_\_\_\_\_

sufrir \_\_\_\_\_

mi vida \_\_\_\_\_

(Voy a = I'm going to)

(Pa' que = para que = for what/what for)

## Buscar

This song has a bit of a YOLO-feel to it. Can you re-read the lyrics and highlight at least 5 different examples of this?



**Coro:**

Voy a \_\_\_\_\_, voy a \_\_\_\_\_  
\_\_\_\_\_

la la la la  
voy a \_\_\_\_\_ voy a \_\_\_\_\_  
\_\_\_\_\_

la la la la [x2]

A veces llega la lluvia  
para limpiar las heridas  
a veces sólo una gota  
puede vencer la sequía

**Coro 2:**

Y para qué \_\_\_\_\_, pa'  
qué  
sí duele una pena, se olvida  
y para qué \_\_\_\_\_ pa' qué  
si así es la vida, hay que vivirla  
la la le

**(Coro)**

Voy a \_\_\_\_\_ el  
momento  
para entender el destino  
voy a \_\_\_\_\_ el silencio  
para encontrar el camino

**(Coro 2, Coro)**

Voy a \_\_\_\_\_ voy a \_\_\_\_\_  
pa' qué \_\_\_\_\_, pa' que \_\_\_\_\_  
empieza a soñar, a reír  
voy a \_\_\_\_\_, voy a \_\_\_\_\_

siente y baila y goza  
que la vida es una sola  
Voy a \_\_\_\_\_ voy a \_\_\_\_\_  
\_\_\_\_\_ vive, sigue,  
siempre pa'lante, no mires  
pa'tras

**(Coro)**

voy a bailar	vivir mi vida	llorar	reír

**Dibuja, escuchar, y marcar:** illustrate each phrase in the box below it. Then, fold the paper along the dotted lines so you can only see the drawings. Listen to the song, and put a check in the box when you hear that phrase.